

---

# **AFoCO** **Strategic Plan**

---

2024-2030

This document is based on the contents of the Strategic Plan endorsed by the Assembly of AFoCO in Decision 51-IX-23R titled “Strategic Plan (2024-2030)”.

All rights are reserved. AFoCO welcomes and encourages the use and dissemination of the material in this knowledge product. Except where otherwise indicated, material may be copied, downloaded and printed for private study, research and teaching purposes, or for use in non-commercial products or services, provided that full acknowledgement of AFoCO as the source and copyright holder is given and that AFoCO's endorsement of users' views, products or services is not implied in any way. All requests for translation and adaptation rights, and for resale and other commercial use rights should be addressed to [contact@afocosec.org](mailto:contact@afocosec.org).

# Contents

Glossary of Terms	4
Abbreviations	6
Executive Summary	7
Foreword	8
<b>1 About AFoCO</b>	<b>10</b>
1.1 Mandate	12
1.2 Core functions	12
1.3 Structure	13
1.4 AFoCO Strategic Plan (2019–2023): Highlights	14
1.5 Rationale for the Strategic Plan (2024–2030)	15
<b>2 Trends, challenges and opportunities: Global and Asia</b>	<b>16</b>
2.1 Global mega-trends	16
2.2 Challenges and opportunities for Asian forests and AFoCO Member Countries	18
<b>3 AFoCO's value proposition</b>	<b>20</b>
3.1 Values	20
3.2 Attributes	21
3.3 Competencies	21
3.4 Approach	21
<b>4 Theory of change</b>	<b>23</b>
4.1 Strategic thrusts	24
4.2 Program Priority Areas of the Strategic Plan (2024–2030)	24
4.3 Program Priority Area 1: Forest Land Restoration and Conservation	26
4.4 Program Priority Area 2: Community and Circular Bioeconomy	28
4.5 Program Priority Area 3: Climate–Forest Disaster Risk Management	29
4.6 Cross-Cutting Themes: Policy, Capacity, Knowledge, Technology	30
4.7 PPA links to SDGs	32
<b>5 AFoCO's growth and expansion</b>	<b>35</b>
5.1 Program	35
5.2 Resource mobilization	36
5.3 Organizational expansion and scaling up	36
Annex 1. Member Countries' forestry environments and cooperation with AFoCO	37
Annex 2. Member Countries' forest descriptions and rates of change	40

# Glossary of Terms

## **AFoCO ‘Member Countries’ (16):**

Bhutan, Brunei Darussalam, Cambodia, Indonesia, Kazakhstan, Kyrgyzstan, Lao PDR, Malaysia, Mongolia, Myanmar, Philippines, Republic of Korea, Tajikistan, Thailand, Timor-Leste and Viet Nam.

As of February 2024, AFoCO's membership consists of 16 Member Countries – 14 Parties including Bhutan, Brunei Darussalam, Cambodia, Indonesia, Kazakhstan, Kyrgyzstan, Lao PDR, Mongolia, Myanmar, Philippines, Republic of Korea, Thailand, Timor-Leste and Viet Nam as well as 2 Observers, Malaysia and Tajikistan. Related contents have been updated accordingly.

## **AFoCO ‘Observers’ to the Agreement (2):**

Malaysia and Tajikistan.

## **AFoCO ‘Parties’ to the Agreement (14):**

Bhutan, Brunei Darussalam, Cambodia, Indonesia, Kazakhstan, Kyrgyzstan, Lao PDR, Mongolia, Myanmar, Philippines, Republic of Korea, Thailand, Timor-Leste and Viet Nam.

**Capacity** is “the ability of people, organizations and society as a whole to manage their affairs successfully”. (Retrieved from [OECD DAC - The Challenge of Capacity Development: Working Towards good Practice](#))

**Capacity assessment** is “the identification of capacity assets and needs at national and local levels”. (Retrieved from [United Nations Sustainable Development Group - UNDG Capacity Assessment Methodology User Guide](#))

**Capacity development** is “the process whereby people, organizations and society as a whole unleash, strengthen, create, adapt and maintain capacity over time”. (Retrieved from [OECD DAC - The Challenge of Capacity Development: Working Towards good Practice](#))

**Capacity development support** is “efforts by external individuals or organizations to reinforce, facilitate, and catalyze capacity development”. (Retrieved from [United Nations Development Group - Capacity Development](#))

**Circular bioeconomy** is an economy powered by Nature. It is a new economic model that emphasizes the use of renewable natural capital and focuses on minimizing waste, replacing the wide range of non-renewable, fossil-based products currently in use. The approach is different from current systems by design, with materials used for as long as possible and emissions-reducing practices in place. Land and marine ecosystems, production sectors like agriculture and forestry, and the industrial sector work in an intentionally crafted, circular manner with scientific approaches and technological innovations employed to create more sustainable materials and spur regeneration. (Retrieved from [Center for International Forestry Research and World Agroforestry \(CIFOR-ICRAF\) - Knowledge Guide: The Circular Bioeconomy](#))

**Community-based forest management** is an umbrella term for forestry practiced on land that has some form of communal tenure and requires some level of collective action. (Retrieved from [Food and Agriculture Organization of the United Nations \(UN FAO\) - Policy Brief on Community-based forestry](#))

**Fourth Industrial Revolution** builds on the Third Industrial Revolution and is referred to as the “digital revolution that has been occurring since the middle of the last century, characterized by a fusion of technologies that is blurring the lines between the physical, digital and biological spheres”. (Retrieved from [World Economic Forum - The Fourth Industrial Revolution](#))

**Nationally Determined Contributions** are “efforts by each country to reduce national emissions and adapt to the impacts of climate change. The Paris Agreement (Article 4, paragraph 2) requires each Party to prepare, communicate and maintain successive nationally determined contributions (NDCs) that it intends to achieve. Parties shall pursue domestic mitigation measures, with the aim of achieving the objectives of such contributions”. (Retrieved from [United Nations Framework Convention on Climate Change \(UNFCCC\) - Nationally Determined Contributions \(NDCs\)](#))

**Paris Agreement** is a legally binding international treaty on climate change. It was adopted by 196 Parties at the UN Climate Change Conference (COP21) in Paris, France on 12 December 2015. It entered into force on 4 November 2016. Its overarching goal is to hold “the increase in the global average temperature to well below 2 °C above pre-industrial levels” and pursue efforts “to limit the temperature increase to 1.5 °C above pre-industrial levels.” (Retrieved from [UNFCCC - The Paris Agreement](#))

**REDD+** stands for “Reducing emissions from deforestation and forest degradation in developing countries”. The ‘+’ stands for additional forest-related activities that protect the climate, namely, sustainable management of forests and the conservation and enhancement of forest carbon stocks. Under the framework with these REDD+ activities, developing countries can receive results-based payments for emission reductions when they reduce deforestation. (Retrieved from [UNFCCC-What is REDD+?](#))

**Socio-economics** is a social science and a branch of economics that focuses on the relationship between social behavior and economics. Social economics is also referred to as socioeconomics. Social economics is primarily concerned with the interplay between social processes and economic activity within a society. Social economics may attempt to explain how a particular social group or socioeconomic class behaves within a society, including their actions as consumers. (Retrieved from [Investopedia](#))

**Social forestry** “engages communities living in and around forests in sustainable forest use and management. Empowers communities by raising awareness, building capacity, developing policies with local people, and recognizing their rights and systems of knowledge”. (Retrieved from [The Center for People and Forests \(RECOFTC\)](#))

**Sustainable Development Goals** are 17 interlinked objectives designed to serve as a "shared blueprint for peace and prosperity for people and the planet, now and into the future.” (Retrieved from [United Nations-SDGs](#))

**Sustainability:** In 1987, the United Nations Brundtland Commission defined sustainability as “meeting the needs of the present without compromising the ability of future generations to meet their own needs”. (Retrieved from [United Nations Academic Impact - Sustainability](#))

# Abbreviations

<b>AFoCO</b>	-	Asian Forest Cooperation Organization
<b>ASEAN</b>	-	Association of South-East Asian Nations
<b>ESG</b>	-	Environment, Social, Governance
<b>IPBES</b>	-	Intergovernmental Science–Policy Platform on Biodiversity and Ecosystem Services
<b>IPCC</b>	-	Intergovernmental Panel on Climate Change
<b>RETC</b>	-	AFoCO Regional Education and Training Center
<b>SDGs</b>	-	Sustainable Development Goals
<b>UNFCCC</b>	-	United Nations Framework Convention on Climate Change

# EXECUTIVE SUMMARY

Consisting of 16 Member Countries, the Asian Forest Cooperation Organization (AFoCO) is a treaty-based, intergovernmental organization with the vision of “A Greener Asia with climate-resilient and sustainable forests, landscapes and communities”, the achievement of which is supported by AFoCO’s mission: “Promote action-oriented international cooperation for creating enabling policies, building capacities, and fostering inclusive multi-level partnerships to drive Asian forests onto a climate-resilient and sustainable path”.

AFoCO is governed by an Assembly consisting of one representative from each Party, including Observers. Under the guidance of the Assembly, the Secretariat is a permanent body that performs administrative and financial management as well as any other secretarial functions of the organization. The AFoCO Regional Education and Training Center (RETC) is a subsidiary organ of AFoCO to enhance the capacities of Member Countries in forestry and related environmental issues.

AFoCO’s theory of change states that, “We work to address the climate crisis and associated challenges of forest loss, poverty and governance through two Strategic Thrusts — Sustainable management of forests to secure environmental, social and economic benefits; and Contributions to the 1.5 °C Paris Agreement goal and the SDGs by 2030 — that are translated into three Program Priority Areas (PPAs) — 1) Forest Land Restoration and Conservation; 2) Community and Circular Bioeconomy; and 3) Climate–Forest Disaster Risk — supported by Cross-Cutting Themes: 1) Policies; 2) Capacity development; 3) Knowledge management and learning exchange; and 4) Technology exchange and application.

“By working closely with Member Countries, partners and local communities, and using effective implementation approaches, activities and outputs, the PPAs lead to 1) Expanded forest area under sustainable management through reforestation and rehabilitation of damaged forests, forest conservation and sustainable use of forests; 2) Circular economies and enterprises that support transition to climate-resilient forest communities; and 3) Adaptation of forests and forest-dependent communities to climate change and related impacts, including forest disaster risk management, which contribute to national and regional goals — Net Zero, climate-change mitigation and adaptation, environmental health and biodiversity, poverty reduction, environmentally friendly livelihoods and jobs, gender, youth and social inclusion, risk reduction, readiness and management of climate–forest disasters — and ultimately realize our Vision.”

The AFoCO Secretariat will seek to raise funds and expand organizational capacities to realize the vision and mission through exemplary execution of the Strategic Plan (2024–2030).

# FOREWORD



**Chongho Park**  
Executive Director of AFoCO

It is with great pleasure that we herein present AFoCO's Strategic Plan (2024–2030).

Member Countries, the AFoCO Secretariat, technical experts and consultants have all contributed their insights, knowledge and technical expertise over the course of many months and meetings to develop this Plan that will guide AFoCO through the next decade.

AFoCO's ambition has been increased in response to the critical need to address the climate crisis, particularly, to contribute to Member Countries' achievement of their nationally determined contributions and targets of the Sustainable Development Goals.

In this Plan, we acknowledge the diverse capacity and skill sets of Member Countries and seek to address gaps and build on successes through the Program Priority Areas of forest land restoration and conservation, community and circular bioeconomy, and climate-forest disaster risk management.

Together with our Member Countries, we will be embracing partnerships across multiple sectors to match diverse needs with tailored solutions in this new Plan. We look forward to continued collective efforts to address the critical challenges of our time and build a Greener Asia with climate-resilient and sustainable forests, landscapes and communities.



Tonsong Tleak Village in Brasat Tekmao Community Forest, Cambodia  
Photo by Forest Administration of Cambodia

# 1. About AFoCO



A map of Asia with Kazakhstan, Kyrgyzstan, and Tajikistan highlighted in green. Lines connect the country names to their respective locations on the map. Kazakhstan is the largest green area in the north, Kyrgyzstan is in the center, and Tajikistan is in the south.

KAZAKHSTAN

KYRGYZSTAN

TAJIKISTAN

Beginning its operations as an intergovernmental organization in April 2018, AFoCO currently has 16 Member Countries consisting of 14 Parties to the Agreement – Bhutan, Brunei Darussalam, Cambodia, Indonesia, Kazakhstan, Kyrgyzstan, Lao PDR, Mongolia, Myanmar, Philippines, Republic of Korea, Thailand, Timor-Leste and Viet Nam – plus two Observer Countries: Malaysia and Tajikistan.

AFoCO was originally established on the solid foundation of the 2012 Forest Cooperation Agreement between the Association of South-East Asian Nations (ASEAN) and the Republic of Korea with a vision and mission that has been carried through to the present, with membership expanding to include countries in Central, South and East Asia.

## VISION

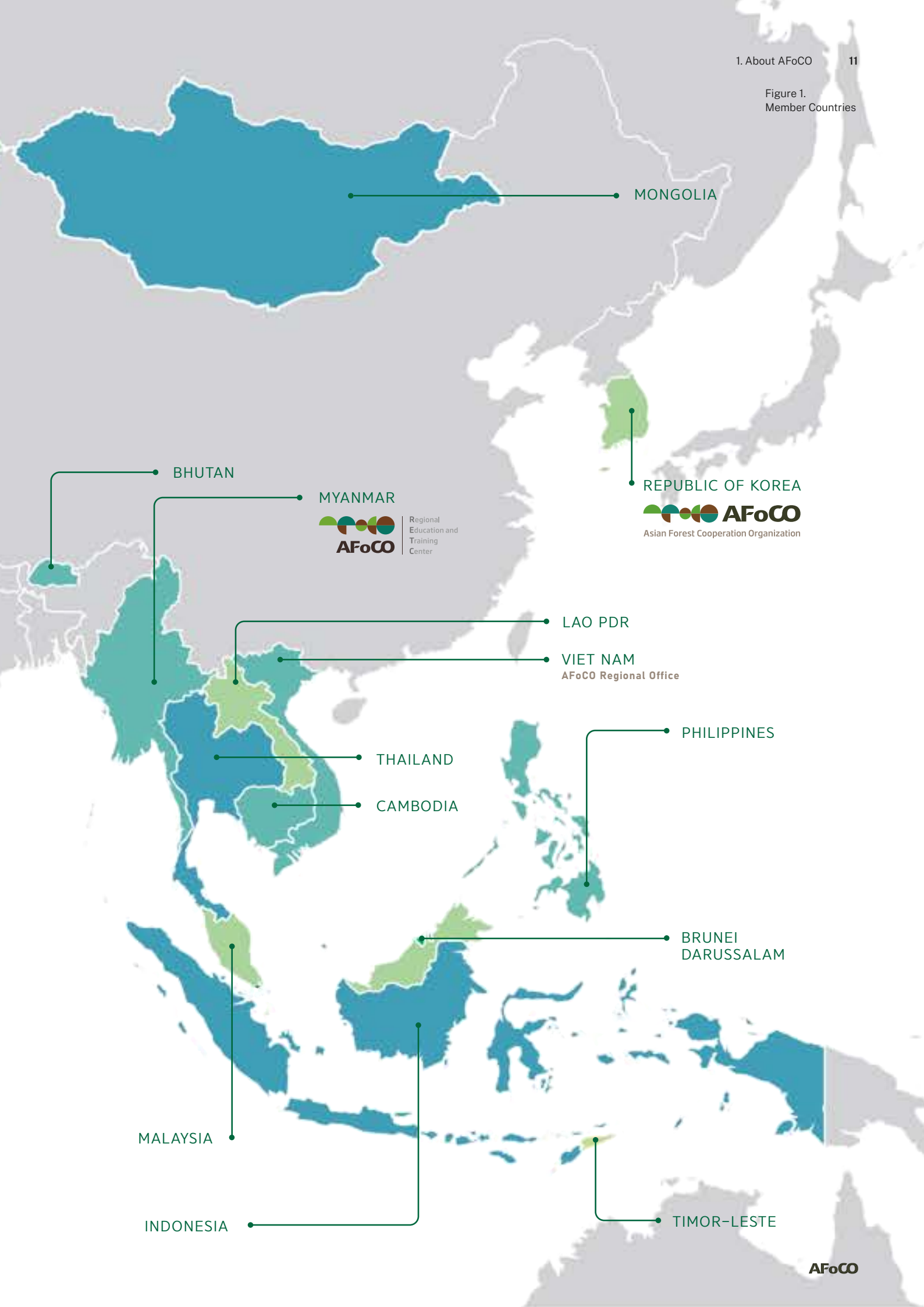
**A Greener Asia with climate-resilient and sustainable forests, landscapes and communities**

## MISSION

**Promote action-oriented international cooperation for creating enabling policies, building capacities, and fostering inclusive multi-level partnerships to drive Asian forests onto a climate-resilient and sustainable path**

The AFoCO Vision and Mission align with, and are responsive to, global climate and development objectives, including the 2030 Sustainable Development Goals (SDGs) and the Paris Agreement on climate change. By implementing proven technologies and policies in sustainable forest management, AFoCO aims to mitigate and address climate change impacts on forests, people and the environment. To realize the Vision, AFoCO applies action-based approaches to regional forest cooperation.

Figure 1.  
Member Countries



## 1.1 Mandate

- Sustainable forest management, biodiversity conservation, maintenance and enhancement of ecosystem services, reforestation and forest rehabilitation;
- Climate change mitigation and adaptation activities, supporting REDD+ initiatives;
- Reduction of deforestation, forest degradation, desertification and land degradation, and mitigation of the impacts of forest-related disasters;
- Capacity building of stakeholders through research and development, experience sharing, technology transfer, education and exchange programs; and
- Partnerships between the Parties and with other entities to carry out cooperative activities by building upon initiatives of forest-related international agreements and organizations.

### Quick facts

- Treaty-based intergovernmental organization
- Permanent Observer at the United Nations General Assembly (admitted 2020)
- Overseas Development Aid status granted by the Organization for Economic Co-operation's Development Assistance Committee (OECD DAC) (2021)
- Supporting Partner to the United Nations Decade on Ecosystem Restoration (2022)
- Working in diverse ecological landscapes and regions
- Nine (9) completed and twenty-five (25) on-going projects
- Six (6) research and development projects partnered with the National Institute of Forest Science, Republic of Korea
- Twenty five (25) partnerships and growing

## 1.2 Core functions

To deliver the AFoCO mandate, the following core functions are operational.

- Project design and implementation
- Capacity development
- Policy dialogues
- Partnership building
- Knowledge communication and dissemination
- Grant making



## 1.3 Structure

AFoCO's core functions are carried out through two organs.

- The Assembly is the governing body with the highest decision-making authority. Decisions are made at regular and special sessions. The Assembly consists of one representative from each Party, including Observers.
- Under the guidance of the Assembly, the Secretariat is a permanent body that performs administrative and financial management as well as any other secretarial functions of the organization. The Secretariat is headed by an Executive Director who is appointed by the Assembly. The Secretariat is based in the Republic of Korea and its functions are to provide necessary administrative support, regional coordination and carrying out decisions made by the Assembly.

When necessary, the Assembly approves the establishment of subsidiary bodies to achieve the objectives of the organization.

The AFoCO Regional Education and Training Center (RETC) was established as a subsidiary organ of AFoCO to enhance the capacities of Member Countries to deal with forestry and related environmental issues. Training courses and workshops are conducted regularly for government officials from Member Countries, university students, and members of local communities.



## 1.4 AFoCO Strategic Plan (2019–2023): Highlights

In 2018, the Assembly adopted the Strategic Plan (2019–2023) as the first strategic framework document of the organization. Adhering to the core values of partnerships, being member-driven, having competency, exhibiting transparency, demonstrating equity and pursuing sustainability, the Strategic Plan (2019–2023) presented mid-term strategies to steer the operations of AFoCO, focusing on three main domains of change.

- Achieving the global goal of increasing forest cover by up to 3% worldwide.
- Implementing the Paris Agreement on climate change, particularly, in pursuit of policy approaches for adaptation in the forestry sector.
- Improving livelihoods and incomes through forestry-related activities.

To strengthen partnerships and regional cooperation, AFoCO organized high-level meetings for ministers, vice-ministers and senior officials from Member Countries wherein challenges and opportunities in international forestry cooperation and the direction of cooperation in Asia were discussed. Moreover, AFoCO hosted thematic dialogues on areas of cooperation such as addressing climate change through Asian forests and green recovery from COVID-19.

AFoCO implemented a total of nine (9) completed and 25 on-going projects and programs valued at USD 77.60 million, in the areas of restoration and reforestation, climate-change adaptation, forest-related disaster management, livelihoods' improvement and institutional capability development. Furthermore, AFoCO participated in six research and development projects to deliver proven technologies to its Members, including investigation of forest pests and mitigation of their outbreaks, conservation of plant biodiversity and forest restoration.

AFoCO enhanced its international visibility and reputation by expanding its network and through engagement in United Nations conventions. Key achievements follow.

- Granted observer status by the UN General Assembly in 2020
- Accredited as an observer intergovernmental organization to the UN Convention to Combat Desertification (UNCCD) in 2019
- Enrolled as an eligible international organization for overseas development assistance by the OECD DAC in 2021
- Granted accreditation for participation in meetings of the UN Convention on Biological Diversity (CBD) in 2021
- Admitted as an observer to the Conference of Parties to the UN Framework Convention on Climate Change (UNFCCC) in 2022

AFoCO has since 2018 created partnership arrangements with 25 organizations and actively participated in significant forums — such as the Meetings of ASEAN Senior Officials on Forestry, the 15th World Forestry Congress, UN Forest Forum and UN High-Level Political Forum — to showcase the vital role of Asian forests and AFoCO's contribution toward achieving global goals.

AFoCO's expansive partnership has resulted in fund mobilization from various sources, including the ASEAN–Republic of Korea Cooperation Agreement and Mekong–Republic of Korea Cooperation Fund. The AFoCO Green Partnership, an engagement platform for private corporations interested in forest-based environmental, social and governance (ESG) issues and carbon neutralization through forests. Funding has been mobilized to conduct feasibility studies in Member Countries.



## 1.5 Rationale for the Strategic Plan (2024–2030)

Steered by the 2019 External Institutional Review of AFoCO, a strategic review and discussions were held regarding the Strategic Plan (2019–2023) and opportunities to improve the future functioning of AFoCO. Given that the Strategic Plan (2019–2023) was in its final phase and many new and significant changes had occurred in the cooperation context for AFoCO in recent years, the 5th Session of the AFoCO Assembly in October 2021 endorsed the launch of a process for developing a strategy for the next term.

The release of the Sixth Assessment Report of the Intergovernmental Panel on Climate Change in March 2023 has provided further impetus to raise the ambition of the Strategic Plan 2024–2030 to greatly increase drawdown of carbon from the atmosphere through accelerating reforestation throughout the region. An earlier spur to action came in 2019 with the Intergovernmental Science–Policy Platform on Biodiversity and Ecosystem Services publishing the Global Assessment of Biodiversity and Ecosystem Services. The Assessment highlighted that Nature and its vital contributions to people, which embody biodiversity and ecosystem functions and services, are deteriorating worldwide owing to human activities and that urgent action is needed to halt, and reverse, the destruction of the natural world.

With climate change, biodiversity loss and land restoration at the top of Member Countries' priorities, pathways for AFoCO to achieve results within the next seven years have been identified as follows.

- Forest policy strategies and cooperation activities
- Multi-stakeholder participation in forest policy making
- National forest planning establishment or revision
- Forest experts' capacity improvement through education and training
- Development and expansion of economic incentives
- Creation and expansion of partnerships and cooperation

To facilitate these activities, increased forestry research opportunities are needed at local, national, regional and international levels supported by a communication platform among Member Countries at regional level.



## 2. Trends, challenges and opportunities: Global and Asia

### 2.1 Global mega-trends

#### 2.1.1 Environment

##### ■ FORESTS

Forests occupy 4.06 billion ha, 31% of the world's land surface. Of the world's forest, Asia holds 15%. Forest areas in the world's top-ten forest countries account for approximately two-thirds (66%) of forests. Among AFoCO Member Countries, Indonesia is the eighth-largest forest-area country in the world. Four hundred and twenty million ha of the world's forests were degraded between 1990 and 2020. More than 90% of the degradation occurred in tropical regions. The **State of the World's Forests 2022: Forest Pathways for Green Recovery and Building Inclusive, Resilient and Sustainable Economies**, published by the Food and Agriculture Organization of the United Nations (FAO), identifies three pathways through which countries can contribute to addressing reversing environmental degradation and mitigating climate change:

- Halting deforestation and maintaining forests
- Restoring degraded lands and expanding agroforestry
- sustainably using forests and building green value chains

In the **global forest policy agenda**, agriculture, biodiversity, climate change, desertification and illegal felling, forest logging and forest fires remain 'hot' topics. Relatively new, or re-emerging, items on the agenda include ecosystem services, RED/REDD/REDD+, resilience, urban forestry, bioeconomy and bioenergy, forest landscape restoration and COVID-19.

##### ■ CLIMATE AND BIODIVERSITY

**Net Zero** is a strategy to achieve carbon neutrality and the role of forests is emphasized. The **Sixth Assessment Report of the IPCC** stresses that "deep, rapid and sustained mitigation and accelerated implementation of adaptation actions in this decade would reduce projected losses and damages for humans and ecosystems (very high confidence) and deliver many co-benefits, especially for air quality and health (high confidence)". The **UN Convention to Combat Desertification** aims to avoid, reduce and reverse land degradation and is the driving force behind SDG 15 and Land Degradation Neutrality. The **Kunming-Montreal Global Biodiversity Framework** aims for biodiversity recovery by 2030. Forests are biodiversity, providing the ecosystems for species and genetic diversity. The **UN Decade on Ecosystem Restoration (2021–2030)** acknowledges the imperative for coexistence between humans and Nature, which is particularly pertinent to AFoCO. The goal of the **Bonn Challenge** to receive pledges to restore 350 million ha of degraded and deforested landscapes by 2030 was met before time, however, not all commitments have been met. **Reducing Emissions from Deforestation and Forest Degradation (REDD+)**,<sup>1</sup> which is once again attracting attention, has five functions:

- Preventing conversion of forests to other uses
- Preventing loss of forest carbon
- Conserving and expanding protected areas
- Sustainable forest management
- Converting non-forest areas through afforestation, reforestation and restoration.

GHG reductions achieved under REDD+ can contribute to nationally determined contributions (NDCs) and be used in carbon-neutrality programs. The Global Forest Goals aim to stimulate voluntary actions, contributions and enhanced cooperation to reverse loss of forest cover through sustainable forest management and other actions.

<sup>1</sup>REDD stands for "reducing emissions from deforestation and forest degradation". For REDD+, the concepts are added of forest conservation, sustainable management and improvement in carbon absorption ability of forests.

## 2.1.2 Socioeconomic

All AFoCO Member Countries are signatories to the **2030 Agenda for Sustainable Development**. The associated Sustainable Development Goals (SDGs) apply particularly to forests and AFoCO through those SDGs related to society, economy, environment and partnerships. The **COVID-19 pandemic** affected “the entire food system and has laid bare its fragility”. Healthy forests provide numerous supporting functions for a healthy agricultural system and are key to reduction of risk of new diseases. The **World Bank** predicts for the global economy that “a sharp downturn is expected to be widespread, with forecasts in 2023 revised down for 95% of advanced economies and nearly 70% of emerging market and developing economies.” Economic downturns typically lead to more pressure on forests. Globally, the **economic contribution of the world’s forests** has been estimated at over USD 1.52 trillion. Economic disruption caused by COVID-19 led to stagnation across the timber production industry, decreasing both exports and imports. Unstable international security and politics has had an impact on oil prices with knock-on effects to industrial production globally, deepening the economic crisis. Global economic stagnation likely caused stagnation of implementation of forest policies of many countries. Interest is heightening in **ESG** investment, which reflects non-financial factors, such as sustainable forest management, and companies are accelerating ESG programs, such as Net Zero, eco-friendly management and ‘smart plant’ establishment. In the **post-COVID-19 world**, continuation of economic uncertainties, decarbonization, acceleration of ESG, digital transformation of industries and ‘new normal’ consumption are expected to increase. Global risks within the next ten years, as identified by the **World Economic Forum**, include a number related to forests, such as climate-action failure, infectious diseases and biodiversity loss.

## 2.1.3 Technology

The **Fourth industrial Revolution** is characterized by hyper-connectivity, super-intelligence and hyper-convergence, which are achieved through **Internet of Things (IoT)** technologies. The changes in forestry are three-fold:

- **Hyper-connectivity:** links between people and objects emerging as a new base for value creation in forestry ecosystems
- **Super-intelligence:** optimal decision-making based on data sharing to diagnose changes in forestry production patterns
- **Hyper-convergence:** emergence of new forestry industries through combinations of different types of technologies and industries.

**Forestry 4.0** involves Artificial Intelligence (AI), big data, Internet of Forest Things, automation, cloud and robot technologies, wireless sensor networks, drones, ‘smart’ devices, LiDAR, infrared photography, smart greenhouses, harvesting and pruning automation, forest disaster monitoring and prediction and automatic detection systems of attacks by pests and diseases.



Designing of a seed laboratory in Cambodia

## 2.2 Challenges and opportunities for Asian forests and AFoCO Member Countries

### 2.2.1 Asia's forests

The Asia-Pacific Region features 740 million ha of forests, accounting for 26% of the region's land area and 18% of global forest cover. An annual regional loss of over 0.7 million ha of forests from 1990 to 2000 reversed become to an annual increase of 2.3 million ha during 2000 to 2005. Between 2005 and 2010, the rate of increase declined to under 0.5 million ha per year. Despite a wide range of supporting initiatives, implementation of sustainable forest management continues to be a challenge.

The annual trade in primary forest products in the region exceeds USD 90 billion. (See Annex 1 for status of Member Countries' forestry sector.)

#### Forest disasters

During 2010–2019, Asia suffered numerous forest-related disasters, notably, the **2015 Southeast Asian haze crisis** that affected all countries in the region, which was caused primarily by fires on drained peatland, resulting from slash-and-burn practices. A large, concerted effort by the Government of Indonesia with international support – including from AFoCO – contributed to a substantial reduction of fire incidents in years since.

### 2.2.2 Climate change in Asia

The **World Meteorological Organization's State of the Climate in Asia 2021** reported that there were more than 100 natural hazard events in Asia that year. Economic damage from drought has increased by 63%, from flood by 23%, and from landslides by 147%, compared to the past 20-year average. "There is a clear need to prioritize development of multi-hazard early warning systems and climate forecasts, not only for tackling natural hazards and achieving Sustainable Development Goal 13 (Climate Action)."

As of June 2022, 31 Parties to the UNFCCC from the Asia Region had submitted NDCs and mitigation of climate change has been prioritized by all Parties in this region. The NDCs highlight energy, waste, agriculture and land use/land-use change and forestry as top priority areas for reducing emissions. Urgently addressing climate change is the major objective of this Strategic Plan.

### 2.2.3 Forest cooperation in Asia

FAO's **Forest and Landscape Restoration Programme** focuses on overcoming capacity, finance and knowledge barriers. A **Regional Strategy and Action Plan for Forest and Landscape Restoration** was endorsed in 2018 by the **Asia-Pacific Forestry Commission**. AFoCO Member Countries pledged to the **Bonn Challenge Asia**: Kazakhstan (1,500,000 ha), Kyrgyzstan (320,000 ha) and Mongolia (600,000 ha). The **Strategic Plan of Action for ASEAN Cooperation on Forestry (2016–2025)** promotes sustainable forest management. The **Asia-Pacific Rainforest Partnership** was established in 2014 to slow, halt and reverse deforestation. The **Seoul Action Plan 2017** resulted from the **Second Asia-Pacific Urban Forestry Meeting** and outlines concrete follow-up on the recommendations included in the **Zhuhai Declaration** made at the first Meeting in 2016.

## 2.2.4 Sustainable Development Goals

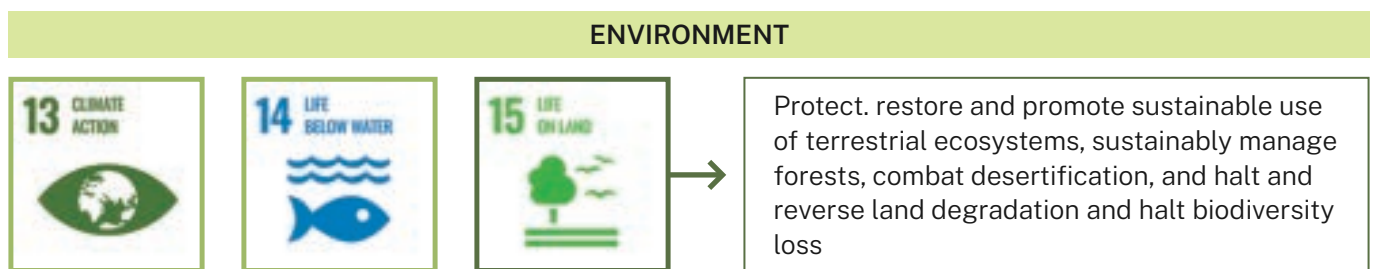
While the forestry sector contributes to many of the SDGs, the three most relevant are numbers 13 (Climate), 15 (Life on land) and 17 (Partnerships).



Related to forest field in terms of the goals of eradication of poverty, zero hunger, and education, etc.



Related to forest field in terms of the goals of clean energy, decent job and local economic growth, industrial/innovative/social infrastructure, sustainable urban community, and sustainable production and consumption, etc.



Related to forest field in terms of the goals of climate change response and ecosystem preservation, etc.



Figure 2. Forestry-related Sustainable Development Goals

## 2.2.5 Measurement, reporting and verification

Measurement, reporting and verification (MRV) systems are necessary for credible and cost-effective management of forests and landscapes to ensure sustainable management, conservation, implementation of REDD+, and information on past, present and future GHG emissions and removals from land-based activities. Some Member Countries are establishing advanced MRV systems while others face challenges in design, procurement, implementation and analysis. Knowledge-sharing can help develop capacity and lift performance across Asia.

## 3. AFoCO's value proposition

As a treaty-based intergovernmental organization with a solid track record, sound institutional values, competencies and approaches, and robust partnerships with regional and international conservation, research and development organizations and the private sector, AFoCO is in a strong position to deliver on its Vision and Mission.

### 3.1 Values



#### Partnerships

Partnerships are at the heart of AFoCO. We place high value in building and maintaining positive relationships among all Member Countries and other stakeholders, including external partners.



#### Member-driven

AFoCO is a collaboration of Member Countries, therefore, we place high value on addressing all Member Countries' needs efficiently and effectively.



#### Competency

Each Member Country has unique competencies. Together in AFoCO, our competencies become greater and deeper, therefore, we place high value on sharing challenges, best practices, experience and competencies amongst ourselves and with others.



#### Transparency

Transparency is one of the bases of trust, which is the basis of successful partnerships, therefore, we place high value on transparency as an essential prerequisite of cooperation.



#### Equity

We place high value on equitable development through increasing access to information and technology; participating in decision-making processes; narrowing gaps; and striving for gender equity.



#### Sustainability

Our highest goal is a greener Asia with resilient and sustainable forests, landscapes and communities and, therefore, we place high value on sustainability in all we do.

## 3.2 Attributes

- Member Countries' political commitment and ownership of AFoCO as a treaty-based international organization.
- Continuing pursuit of effective bilateral and trilateral cooperation models amongst Member Countries implementing similar tasks or addressing similar issues.
- Forestry and related ministries engage directly in project implementation to narrow the competency gap in Member Countries.
- Capacity development focused on policymakers, technical personnel and researchers in the forestry sector.

## 3.3 Competencies

Our experience with the ASEAN–Republic of Korea Forest Cooperation Agreement (2012–2016) and the capabilities of Member Countries helped develop core competencies in the following areas.

- Member Countries' political commitment and ownership of AFoCO as a treaty-based international organization.
- Continuing pursuit of effective bilateral and trilateral cooperation models amongst Member Countries implementing similar tasks or addressing similar issues.
- Forestry and related ministries engage directly in project implementation to narrow the competency gap in Member Countries.
- Capacity development focused on policymakers, technical personnel and researchers in the forestry sector.

## 3.4 Approach



### Partnership development

We build partnerships with organizations that share our Vision and Mission. We create partnerships with the private sector to synergize climate funding through the AFoCO Green Partnership, with international conservation, research and capacity development partners, and enter as partner to various initiatives.



### Landscape perspective

A landscape perspective is embedded in our approach, given the urgency to drawdown carbon from the atmosphere to meet climate targets while balancing economic, environmental and livelihoods' issues.



### Contextualized actions

Our projects are co-developed with heightened attention to legitimacy at local level to ensure that specific actions are designed based on local contexts and deliver benefits directly to local stakeholders.



### Gender and socially inclusive

Our projects and activities are designed to adhere to social inclusion and gender responsiveness to ensure that no one is unheard, unprotected and left behind.



# 4. Theory of change

The AFoCO Vision will be achieved through a Theory of Change (Figure 3). Guided by the Strategic Plan (2024–2030), we seek to address the climate crisis through working with multiple stakeholders in forestry and beyond. Our Theory of Change illustrates how the Strategic Thrusts, Program Priority Areas (PPAs) and approaches interact to deliver impact.

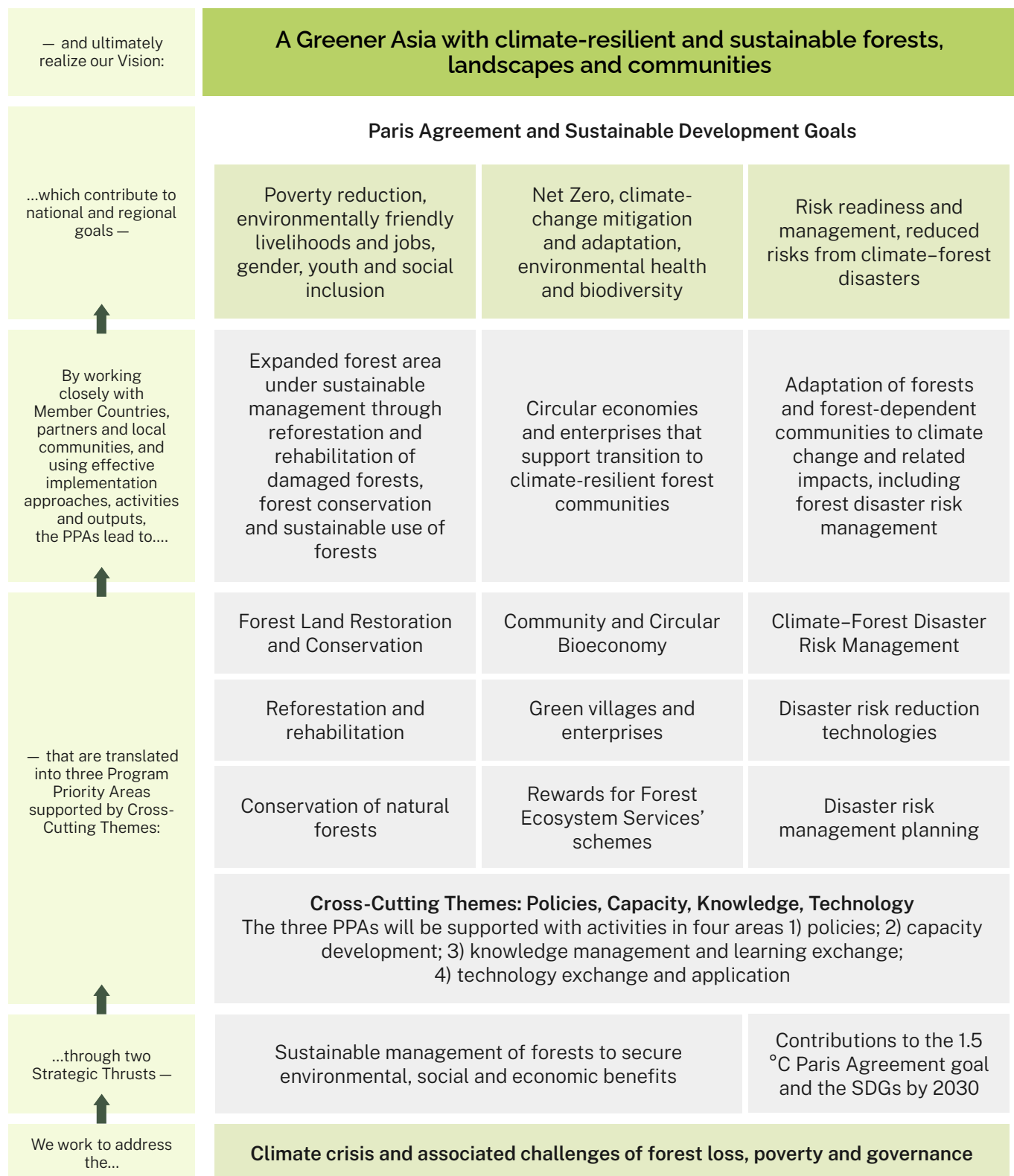


Figure 3. AFoCO's Theory of Change

## 4.1 Strategic thrusts

Guided by, and consistent with, AFoCO's Vision and Mission, the Strategic Plan (2024–2030) addresses the climate crisis through two strategic thrusts.

- Sustainable management of forests to secure environmental, social and economic benefits
- Contributions to the 1.5 °C Paris Agreement goal and the SDGs by 2030

## 4.2 Program Priority Areas of the Strategic Plan (2024–2030)

With the imperative to act on the global climate crisis and building on the analytical study and review of priorities of Member Countries, three Program Priority Areas (PPAs) and Cross-Cutting Themes (CCTs) were identified to address the most important and urgent issues through this Strategic Plan. Descriptions of the PPAs and CCTs follow. A summary with targets and links to the SDGs is in Table 1.





Potential restoration site in Batsumber soum, Tuv province, Mongolia

## 4.3 Program Priority Area 1: Forest Land Restoration and Conservation

### Overall outcome

Expanded forest land under sustainable management through reforestation and rehabilitation of degraded forests, forest conservation and sustainable use of forests

#### 1A. REFORESTATION AND REHABILITATION

##### Outcome

Degraded terrestrial and coastal forest lands are reforested or rehabilitated to healthy ecosystems through participatory design, planting, management and monitoring

##### Key activities

Activities under PPA 1A will use evidence-based landscape approaches to reforestation<sup>2</sup>, afforestation<sup>3</sup> and rehabilitation of both terrestrial and coastal forest lands/ecosystems, including flooded forests, peat forests and mangroves, through a range of public and private interventions, among others, in agroforestry, tree plantations, enrichment planting, assisted natural regeneration, and riverine and coastal planting that are carefully designed and customized to suit local contexts and address local needs, and scalable to accomplish national and regional goals of increasing the forest-resource base to the level required to meet present and future demand for forest-based products and services. These actions increase forest cover and restore forest functions, helping to drawdown atmospheric carbon and achieve national and international commitments, such as for NDCs, UN Decade on Ecosystem Restoration and the Bonn Challenge. Proven reforestation and afforestation and REDD+ models amongst Member Countries and beyond will be customized and scaled up to accelerate impact on the ground. To address seedling demand for wide-scale reforestation, afforestation and rehabilitation, this PPA will support the establishment of tree nurseries with high quality germplasm and planting materials and effective delivery mechanisms. It will also engage with private finance/investors and other stakeholders in carbon and biodiversity markets to synergize investments and payments for carbon removals generated from reforestation, rehabilitation and afforestation activities in close partnerships with participating Member Countries. PPA 1A projects will be designed with safeguarding mechanisms, considering gender, social and forest baselines. In certain cases, such activities can be combined with conservation measures, carried out through or under community or social forestry (linked to PPA 1B and PPA 2A). This PPA is supported by an interactive, integrated forest data management system that captures long-term changes, impacts, issues and achievements within and between Member Countries (linked to CCT 3).

#### Successful restoration

A successful reforestation and restoration experience of a Member Country from the 1970s to 1990s offers a unique opportunity for sharing with other Members: the reforestation program in the Republic of Korea was run in parallel with a community-based rural development campaign. It was noted as a case of a perfect fit between a top-down approach and bottom-up demand. A major contributing factor was a change from shifting cultivation practices to more regulated and stable practices, which came together with systematic forest management after the Korean War. Such experience of the Republic of Korea and other Member Countries in development-oriented approaches will be considered as a basis for development of reforestation, rehabilitation and afforestation models.

<sup>2</sup>“The action of renewing forest cover (as by natural seeding or by the artificial planting of seeds or young trees)”. Merriam-Webster Dictionary. <https://www.merriam-webster.com/dictionary/reforestation>

<sup>3</sup>“The act or process of establishing a forest especially on land not previously forested”. Merriam-Webster Dictionary. <https://www.merriam-webster.com/dictionary/afforestation>

## 1B. CONSERVATION OF NATURAL FORESTS

### Outcome

Natural forests and biodiversity conserved and protected through enhanced management, governance, knowledge and skills

### Key activities

Activities under PPA 1B will focus on supporting REDD+ activities and other effective area-based conservation mechanisms in Member Countries. AFoCO projects will also support activities addressing human-wildlife conflict within high conservation areas, protection and conservation of primary forests, protected areas, wildlife habitat, key biodiversity areas and other conservation areas, transfer and adaption of forest-monitoring and protection technologies (linked to CCT 3), and sharing knowledge of successful approaches (linked to CCT 2). This PPA will also support development of forest land-use plans, in general, and conservation plans, in particular, conservation of endangered tree and other plant species for food, medicines and improved biological richness and functioning of forest ecosystems, and mobilization of forest communities as forest conservationists and guardians (linked to PPA 2A).

## 4.4 Program Priority Area 2: Community and Circular Bioeconomy

### Overall outcome

Climate-resilient communities with circular bioeconomic livelihoods

#### 2A. GREEN VILLAGES AND ENTERPRISES

##### Outcome

Enhanced forest-based value chains, livelihoods and adaptive capacities of forest-dependent communities

##### Key activities

Activities under PPA 2A will include support for the growth or establishment of ‘green villages’ with support for proven, forest-based circular bioeconomic activities that are gender equitable, meet basic and subsistence needs, increase adaptive capacities, and improve local livelihoods. These could include adoption of a range of sustainable land and agroecological practices, small-scale nature-based forestry enterprise development, including forest recreation and wellness, eco-tourism, bio-energy, non-timber forest products, climate-smart and biodiversity-friendly agricultural products while protecting natural forests and managing community forests at the same time. Given their eminent role in forest protection, men, women and youth in green villages will have their capacity built in various aspects of community empowerment, sustainable forest-based enterprises and obtaining access to green markets as a fundamental element of developing a circular bioeconomy. While improving local incomes and productive functions of forests, considerable attention must be given to ensure protection of natural habitats and biodiversity as part of social and environmental safeguards. To ensure green villages are provided with up-to-date market information of existing and future commodity value chains, global market information will be included in the ‘knowledge-sharing platform’ under CCT 2. Furthermore, this PPA will use participatory approaches involving the private sector in the co-development of community-based forestry enterprises focused on equity and co-benefits for forests, communities and investors. (Linked to PPA 2B.)

#### 2B. REWARDS FOR FOREST ECOSYSTEM SERVICES

##### Outcome

Rewards for Forest Ecosystem Services’ schemes, including carbon and biodiversity are received by forest-dependent communities

##### Key activities

PPA 2B will assess ecosystem services provided by green villages and explore benefits or rewards from forest ecosystem services’ schemes to support circular bioeconomic activities.

Rewards through branding, certification and links to niche premium markets for nature-based forestry products can be explored to attract private–public investments and deliver more benefits to local communities and their landscapes.

With growing attention on carbon ‘farming’ as a community enterprise and the incipient appearance of biodiversity ‘credits’, this PPA will also support Member Countries explore opportunities from such sources.

## 4.5 Program Priority Area 3: Climate–Forest Disaster Risk Management

### Overall outcome

Reduced risks from climate–forest disaster for forests and communities

#### 3A. DISASTER RISK REDUCTION TECHNOLOGIES

##### Outcome

Early warning systems, risk prediction, forecast and models are used by Member Countries to reduce climate–forest disaster risks for forests and communities.

##### Key activities

Activities under PPA 3A will focus on technology exchanges. For example, the forest-fire monitoring and management system in the Republic of Korea is well established and can be shared with Member Countries. Moreover, improved techniques, including drone and AI technologies for risk assessment, monitoring, surveillance, early warning and reporting on climate-related forest disasters — such as landslides, flooding (for example, from glacial lake outbursts) and pest and disease incidence — will be shared amongst Member Countries via training and study tours. In close collaboration with Member Countries, AFoCO will target disaster risk areas — such as hotspots of forest fires, drought-prone areas, sites of landslides and flooding incidences, and pest-and-disease-infested forest areas — to implement cooperation projects. Based on the latest, proven technology and the technical assessment of the target areas, specific technology-based projects will cover both early warning and risk reduction measures.

#### 3B. DISASTER RISK MANAGEMENT PLANNING

##### Outcome

Disaster response deployed in affected forests and communities

##### Key activities

Activities under PPA 3B will be closely linked to PPA 3A with particular focus on supporting Member Countries develop disaster risk management plans, particularly regarding forest fires, floods, landslides and incidences of pests and diseases. The disaster risk management plans will cover strategies to control or reduce risks, response during disaster events, and recovery measures. This PPA will support Member Countries' development of strategic responses that yield long-term benefits, ultimately building capacity to mitigate and reduce disaster risks that are gender sensitive, environmentally friendly and socially inclusive. Specific activities under this PPA include experience-sharing and training in best practices of disaster response and management amongst Member Countries and planning support for adoption of such practices or development of new, context-specific strategies.

## 4.6 Cross-Cutting Themes: Policy, Capacity, Knowledge, Technology

### Overall outcome

Enhanced governance and capacities in sustainable forest management at various levels to contribute to achieving national, regional and global climate, biodiversity and sustainable development goals.

### CCT 1. Policies

#### Outcome

Forest policies, laws, rules, regulations are developed to transform the forestry sector

#### Key activities

To achieve impact at scale, CCT 1 will provide support to Member Countries for policy analyses and dialogues relevant to the PPAs. AFoCO projects will support reviews of policies, laws, rules and regulations with the aim of helping Member Countries create an enabling environment for the forestry sector. AFoCO projects will strive to co-create actionable policy solutions to address issues around gender inequalities, social exclusion, forest and natural resources tenure and rights, benefit sharing and market-information sharing. Furthermore, to make AFoCO a credible partner at the global level, AFoCO will engage with various partners in high-level policy dialogues on critical topics, such as the Earth system tipping points, carbon removals, Net Zero, REDD+ and the SDGs (linked to CCT 2).

### CCT 2. Capacity development

#### Outcome

Member Countries' enhanced capacities lead to achievement of climate, biodiversity and sustainability goals

#### Key activities

CCT 2 will focus on supporting Member Countries build or enhance their capacities at institutional level to support delivery of impactful projects under all three PPAs. This includes identifying Member Countries' needs at different levels, including local government, and developing demand-driven and customized capacity-development programs, such as short, informal training courses; study tours; internships; AFoCO fellowship and graduate education programs. Capacity development is also embedded in AFoCO projects to ensure success, sustainability and scaling of project outcomes. The Regional Education and Training Center in Myanmar may serve as a learning hub for Member Countries, while place-based training will be conducted in collaboration with capacity-development partners in Member Countries and regionally.

### CCT 3. Knowledge management and learning exchange

#### Outcome

An interactive, integrated forest data management system established that captures long-term changes, impacts, issues and achievements of Member Countries with accompanying learning exchange platform

#### Key activities

CCT 3 will focus on establishing an interactive, integrated forest-data management system in close collaboration with Member Countries, regional bodies (such as ASEAN) and global organizations (such as FAO and the International Union for Conservation of Nature). Associated with the data-management system will be a learning exchange platform that features physical and hybrid events, such as the AFoCO Leaders' Forum and Conference on Climate, Forests and Environmental Safeguards, high-level policy dialogues, webinars, exhibitions and awareness-raising campaigns. This CCT will also support the establishment and management of the Asian Knowledge Hub under the Landscape Partnership Asia and national communications and reporting of AFoCO Member Countries to the UN and other related international bodies.

### CCT 4. Technology exchange and application

#### Outcome

ICT-based forest management technologies exchanged and adapted by Member Countries


#### Key activities


CCT 4 will focus on ICT-based forest management technologies relevant to the PPAs such as those required to implement effective reforestation and forest rehabilitation and the development of circular bioeconomies. The Republic of Korea, for example, has developed computer-aided forest inventory and monitoring tools and applications and has access to other automation, cloud technologies and robotics, wireless sensor networks, smart devices and LiDAR that can be exchanged and/or customised to suit the needs and capacity of Member Countries while technologies by Member Countries can also be exchanged throughout AFoCO's membership to encourage replication and adaptation. Technology exchange includes building users' capacities to effectively use new technologies.











'Training of Trainers (ToT)' for forest fire suppression organized in Bangkok, Thailand


## 4.7 PPA links to SDGs

Program Priority Area	Outcome statement	Key activity	Indicators	Key Performance Indicators (KPIs)	SDG	Target
<b>Expanded forest land under sustainable management through reforestation and rehabilitation of degraded forests, forest conservation and sustainable use of forests (hectares of forest lands under restoration, conservation and sustainable use by 2030)</b>						
<p>■ 1A. Reforestation and rehabilitation</p>	<p>Degraded terrestrial and coastal forest lands, including flooded forest, peat forest and mangroves are reforested or rehabilitated to healthy ecosystems through participatory design, planting, management and monitoring</p>	<ul style="list-style-type: none"> <li>• Reforestation and rehabilitation of degraded terrestrial and coastal forest lands, including flooded forests, peat forests and mangroves</li> <li>• Establishment / improvement of tree nurseries and/ or seed supply (storage) systems to sustainably produce quality seeds / seedlings</li> </ul>	<ol style="list-style-type: none"> <li>1. Increase in forest cover in Member Countries</li> <li>2. Tonne CO<sub>2e</sub> sequestered from AFoCO supported-projects by 2030.</li> </ol>	<ol style="list-style-type: none"> <li>1. Increased forest area as a proportion of total land area (SDG 15.1.1) and increased forest area net change rate (%) (SDG 15.2.1.2)</li> <li>2. (Optional) Increased above-ground biomass in forests per hectare (SDG 15.2.1.1)</li> </ol>		<p>Take urgent action to maximize implementation, targeting to restore at least 100,000 hectares, including 10,000 hectares of reforestation/ rehabilitation (about 1.1 megatons of carbon dioxide equivalent (MtCO<sub>2e</sub>) per year), contributing to a potential 1 million hectares across all Member Countries and halt deforestation</p>

Program Priority Area	Outcome statement	Key activity	Indicators	Key Performance Indicators (KPIs)	SDG	Target
<p>■ 1B. Conservation of natural forests</p>	<p>Natural forests and biodiversity conserved and protected through enhanced management, governance, knowledge and skills</p>	<ul style="list-style-type: none"> <li>• Development of regional REDD+ strategy / target considering Member Countries' conditions</li> <li>• Implementation of REDD+ projects (sub-national or national levels)</li> <li>• Development of national targets in forestry sector in accordance with the Kunming–Montreal Target</li> <li>• Protecting high conservation areas through local communities' / indigenous people engagement</li> <li>• Identification of endangered / threatened trees and other flora / fauna and assist Member Countries to protect them</li> </ul>	<p>1. Increase of natural forests and biodiversity conserved in Member Countries</p>	<ol style="list-style-type: none"> <li>1. Increased proportion of important sites for terrestrial biodiversity that are covered by protected areas by ecosystem type, such as forests, wetlands, drylands, mountains (SDG 15.1.2)</li> <li>2. Increased proportion of forest areas with long-term management plans (%) and increased proportion of forest areas within legally established protected areas (%) (SDG 15.2.1.4 and 5)</li> <li>3. (Optional) Increased Red List Index (SDG 15.5.1)</li> <li>4. (Optional) Number of Member Countries that established national targets in accordance with the Kunming–Montreal Biodiversity Target for their National Biodiversity Strategy and Action Plan (SDG 15.9.1(a))</li> </ol>		<p>Take urgent action to maximize implementation, targeting to restore at least 100,000 hectares, including 10,000 hectares of reforestation/ rehabilitation (about 1.1 megatons of carbon dioxide equivalent (MtCO<sub>2e</sub>), contributing to a potential 1 million hectares across all Member Countries and halt deforestation</p>

Program Priority Area	Outcome statement	Key activity	Indicators	Key Performance Indicators (KPIs)	SDG	Target
<b>2. Community and circular bioeconomy</b> <b>Climate-resilient communities with circular bioeconomic livelihoods</b> <b>(No. of communities with circular bioeconomic livelihoods; No. of functioning circular bioeconomic models)</b>						
<b>■ 2A.</b> Green villages and enterprises	Enhanced forest-based value-chains, livelihoods and adaptive capacities of forest-dependent communities	<ul style="list-style-type: none"> <li>• Development / improvement of community-based forest enterprises</li> <li>• Development / improvement of value-added / marketable forest products</li> <li>• Establishment of green villages</li> </ul>	<ol style="list-style-type: none"> <li>1. No. of community-based forest enterprises in Member Countries</li> <li>2. No. of green villages operational in Member Countries</li> </ol>	<ol style="list-style-type: none"> <li>1. No. of communities/people who participate in community-based forest enterprises and green villages</li> <li>2. (Optional) Increased income / average hourly earnings of employees / local communities (SDG 2.3.1, 2.3.2, 8.5.1)</li> <li>3. (Optional) Decreased unemployment rate, by sex, age and persons with disabilities (SDG 8.5.2)</li> </ol>		At least 10,000 participants involved in establishing representative green villages (one per country) and 100 green enterprises across all Member Countries towards achievement of circular bioeconomies in the forestry sector
<b>■ 2B.</b> Rewards for Forest Ecosystem Services' schemes	Rewards for Forest Ecosystem Services' schemes, including carbon and biodiversity, are received by forest-dependent communities	<ul style="list-style-type: none"> <li>• Development / application of rewards schemes for forest ecosystem services</li> <li>• Carbon / biodiversity projects with forest-dependent communities</li> </ul>	<ol style="list-style-type: none"> <li>1. No. of schemes developed in Member Countries</li> <li>2. Tonne CO<sub>2</sub>e sequestered from AFoCO supported projects by 2030</li> </ol>	<ol style="list-style-type: none"> <li>1. No. of communities/people who participate in PFES / reward schemes</li> <li>2. (For carbon project, optional) Carbon credits generated</li> <li>3. (Optional) Increased income / average hourly earnings of employees / local communities (SDG 2.3.1, 2.3.2, 8.5.1)</li> <li>4. (Optional) Decreased unemployment rate, by sex, age and persons with disabilities (SDG 8.5.2)</li> <li>5. (Optional) Improved forest economic, environmental, and social values</li> </ol>		At least 50,000 participants involved in establishing representative models for PFES (at least one per country)

Program Priority Area	Outcome statement	Key activity	Indicators	Key Performance Indicators (KPIs)	SDG	Target
<b>3. Climate–forest disaster risk management</b>	<b>Reduced risks from climate–forest disasters for forests and communities</b> (No. of countries with climate–forest disaster management plans / strategies; No. of technologies / tools / systems adopted )					
■ 3A. Disaster control	Early warning systems, risk prediction, forecast and models are used by Member Countries to reduce climate–forest disaster risks for forests and communities	<ul style="list-style-type: none"> <li>Establishment of early warning systems and prediction models for forest fires and pests / diseases</li> <li>Establishment / improvement of central / local government structures dedicated to forest disaster control</li> </ul>	1. No. of warning systems and prediction models employed in Member Countries	1. No. of Member Countries that established or improved early warning systems and prediction models for forest fires and pests / diseases 2. (Optional) Reduced number of deaths and missing persons attributed to forest disasters per 100,000 population (SDG 13.1.1) 3. (Optional) Increased proportion of local / central governments that have an implementation structure for disaster risk reduction (SDG 13.1.3)	  	Establish / improve early warning systems and prediction models for forest fires and pests / diseases per country to develop an intelligent forest disaster control strategy
■ 3B. Disaster response	Disaster response deployed in affected forests and communities	<ul style="list-style-type: none"> <li>Development of forest disaster response strategies for sub-national and/or national levels</li> <li>Mapping areas highly vulnerable to forest disasters</li> <li>Establishment / improvement of local / central government structures dedicated to forest disaster response</li> </ul>	1. No. of forest disaster strategies and tactical responses employed by Member Countries	1. No. of countries that developed forest disaster response strategies for forest fires and pests / diseases for sub-national and/or national levels	  	Produce one comprehensive publication to assess the current status of forest disasters related to forest fires and pests / diseases in Member Countries

Program Priority Area	Outcome statement	Key activity	Indicators	Key Performance Indicators (KPIs)	SDG	Target
<b>4. Cross-cutting themes: policies, capacity, knowledge, technology</b>	<b>Enhanced governance and capacities in sustainable forest management at various levels to contribute to achieving national, regional and global climate, biodiversity and sustainable development goals</b>					
<b>■ CCT 1. Policies</b>	Forest policies, laws, rules, regulations are developed to transform the forestry sector	<ul style="list-style-type: none"> <li>Conduct policy reviews and identify recommendation domains; conduct policy dialogues</li> </ul>	1. No. of policies enhanced or created	1. No. of Member Countries that adopt improved policy instruments		
<b>■ CCT 2. Capacity development</b>	Member Countries' enhanced capacities lead to achievement of climate, biodiversity and sustainability goals	<ul style="list-style-type: none"> <li>Capacity development</li> </ul>	1. Improvement in human and institutional capacities	1. No. of Member Countries' trained staff contributing to achievement of forest-related goals		

Program Priority Area	Outcome statement	Key activity	Indicators	Key Performance Indicators (KPIs)	SDG	Target
<p>■ CCT 3. Knowledge management and learning exchange</p>	<p>An interactive, integrated forest data management system established that captures long-term changes, impacts, issues and achievements of Member Countries with accompanying learning exchange platform</p>		<p>1. Integrated forest data management system operational</p> <p>2. Learning exchange platform operational</p>	<p>1. No. of Member Countries' constructing integrated systems</p> <p>2. No. of Member Countries contributing to the learning platform</p>		
<p>■ CCT 4. Technology transfer and application</p>	<p>ICT-based forest and disaster risk management technologies transferred and/ or customized to suit the needs and capacities of Member Countries</p>		<p>1. No. of technologies transferred and exchanged</p> <p>2. No. of technologies customized</p>	<p>1. Country reports or any relevant international reports / publications</p> <p>2. Project level to compare before and after a project: Project Proposal/Document</p>		



# 5. AFoCO's growth and expansion

## 5.1 Program

In this new Strategic Plan (2024–2030), AFoCO adopts a programmatic approach to support current and future activities wherein country, sub-regional and regional programs and projects will be developed, specific to, or covering more than one of the PPAs. Such an approach will a) encourage synergies among projects for increased efficiency, sustainability and impact; b) provide support to the achievement of PPA outputs and outcomes; c) facilitate effective and efficient promotion of milestones, achievements, best practices and contributions to national, regional and international goals; d) support comprehensive and logical project evaluation (mid-term, end-of-project and ex-post, including thematic evaluation; e) facilitate development and packaging of relatively larger-scale projects in terms of budget, benefits and impacts, including enhancement of project management capacities of the Secretariat and implementing agencies; and f) support a post-COVID-19 resiliency approach to relevant themes, such as forestry/wildlife crime under biodiversity conservation, which can be initially implemented through capacity building.

Programs and projects conducted through external partnerships will be developed under the following categories:

 <p>1</p> <p>joint program development or participation in existing programs and projects as a partner or implementing agency</p>	 <p>2</p> <p>joint program development and delivery of co-funding and/or fundraising collectively</p>	 <p>3</p> <p>AFoCO develops a project or program and offers opportunities to potential partners to participate.</p>
---------------------------------------------------------------------------------------------------------------------------------------------------------------------------------------------------------------------	-----------------------------------------------------------------------------------------------------------------------------------------------------------------------------------------	---------------------------------------------------------------------------------------------------------------------------------------------------------------------------------------------------------

Active identification and development of programs and projects in external partnerships will be a main focus under this Strategic Plan to increase recognition by other regional and international bodies and attract knowledge, technical and financial co-investment.

## 5.2 Resource mobilization

To support implementation of the Strategic Plan (2024–2030), AFoCO will pursue a substantial increase of the funding portfolio through a combination of voluntary contributions — from the Government of the Republic of Korea, Member Countries and partners — and external funding.

AFoCO targets a combination of core and project funding to support implementation of this Strategy. To identify new and diverse sources of funding, which currently is mostly provided by voluntary contribution from the Korea Forest Service (KFS) (86%), AFoCO will deploy a mid-to-long-term project funding profile and management strategy.

AFoCO will also cooperate closely with KFS, including development of projects in line with this Strategic Plan, and liaise with the Ministry of Economy and Finance and Ministry of Foreign Affairs to secure increased funding from the Government of the Republic of Korea.

AFoCO will mobilize further resources by introducing AFoCO programs to funders and strategic partners to generate funding from diverse sources (bilateral, multilateral, philanthropic) through donor-driven and co-investment projects and other mechanisms. AFoCO will also actively respond to calls for proposals from international donor agencies and development banks.

To synergize funding relationships with the private sector, the Climate Action Matching Platform (CAMP) will be created to link closely with the Green Partnership program. A blended financing approach will be introduced under CAMP, which is a crucial part of achieving the goals of the Strategic Plan (2024–2030) and the AFoCO Climate Action Plan.

CAMP features an online marketplace and information center where people can meet and make deals for flowing finance into forests for carbon sequestration, biodiversity and livelihoods. Through these mechanisms, AFoCO will continue to develop joint projects in Member Countries, including public-private partnerships developed in the Republic of Korea for implementation in Member Countries.

## 5.3 Organizational expansion and scaling up

AFoCO will enhance its capacity to deliver the Vision and Mission by increasing the human resources of the Secretariat and strengthening country and regional presence.

The latter will be implemented in a phased approach, based on need and in consideration of effective and efficient use of existing and potential human resources and the funding capacity of AFoCO. AFoCO will initiate country presence and enhance its project management capacities by taking advantage of existing AFoCO project offices to serve as country offices upon mutual consideration with concerned implementing agencies in Member Countries.

Project coordinators may be deployed to serve as counterpart of the AFoCO Secretariat in monitoring and supervision of in-country projects and performing duties relevant to the coordinating functions of the Secretariat. The deployment of project coordinators will occur in countries where project supervision is crucial (with more projects, capacities will need to be enhanced for coordination, strategic partnerships and donor relations).

Deployment will also consider the collaboration of AFoCO with the Korea–Mekong Forest Cooperation Center (KMFCC) and the presence of national experts. As deemed necessary — and learning from the successful experience of engaging project coordinators and the collaboration with KMFCC and national experts — establishment of country or regional offices may be pursued. To ensure AFoCO maintains a healthy financial state, country and regional personnel will be funded through country and regional projects, such as the ASEAN–Korea Cooperation Fund. In-kind or cash contributions for operating country and regional offices will be encouraged from Member Countries.

## Annex 1. Member Countries' forestry environments and cooperation with AFoCO

Summarized in Table A1.1 are the forestry environments of the 14 AFoCO Parties, responsible government organizations and their characteristics, and status of cooperation with AFoCO.

Country	Forest area	Government agency in charge	Agency characteristics	Cooperation with AFoCO
Bhutan	71.45% (2.73 million ha)	Ministry of Energy and Natural Resources –Department of Forest and Park Services	Ministries of forests and agriculture integrated → MoAF (2009–)	One R&D project for climate-change adaptation  Two projects for local livelihoods and community-based enterprise development
Brunei Darussalam	72.11% (0.4 million ha)	Ministry of Primary Resources and Tourism –Department of Forestry	Emphasis on the management of resources (agriculture, fishery, forestry) + tourism name changed → MPRT (2015–)	One R&D project for climate-change adaptation  Two projects for local livelihoods and community-based enterprise development
Cambodia	45.71% (8.74 million ha)	Ministry of Agriculture, Forestry and Fisheries –Forestry Administration	Subsidiary of the Ministry of Agriculture, Forestry and Fisheries	Five restoration and reforestation projects  One R&D project for climate-change adaptation  Two projects for systemic management of forest-related disasters  One project for local livelihoods and community-based enterprise development
Indonesia	49.07% (120.6 million ha)	Ministry of Environment and Forestry –Agency of Standardization of Environment and Forestry Instruments	Ministries for environment and forestry integrated → Ministry of Environment and Forestry (2014–)	Two restoration and reforestation projects  Two R&D projects for climate-change adaptation  Two projects for local livelihoods and community-based enterprise development

Country	Forest area	Government agency in charge	Agency characteristics	Cooperation with AFoCO
Kazakhstan	5.0% (13.7 million ha)	Ministry of Ecology, Geology and Natural Resources –Department of Forest Management	Forests integrated into the Ministry of Natural Resource and Environmental Protection (1999–)  25.2% is under the authority of the Forestry and Wildlife Committee, 74.2% is under the authority of Local Executive Bodies, and the remaining, 6% is under the authority of road and railway organizations.	Two projects for systemic management of forest-related disasters  One project for local livelihoods and community-based enterprise development
Kyrgyzstan	6.86% (1.3 million ha)	Ministry of Agriculture, Water Resources and Regional Development –State Forestry Agency	Ministry of Agriculture and Food and Department of Water Resources and Regional Development integrated  → Ministry of Agriculture, Water Resources, and Regional Development (2021–)	One project for local livelihoods and community-based enterprise development
Lao PDR	71.9% (16.7 million ha)	Ministry of Agriculture and Forestry –Department of Forestry	Subsidiary of the Ministry of Agriculture and Forestry	Three restoration and reforestation projects  One R&D project for climate-change adaptation Two projects for systemic management of forest-related disasters
Myanmar	43.73% (29.1 million ha)	Ministry of Natural Resources and Environmental Conservation –Forest Department	Ministries of mines, environmental preservation, and forests integrated MONREC (2016–)	Two restoration and reforestation projects  One R&D project for climate-change adaptation  Three projects for systemic management of forest-related disasters  One project for local livelihoods and community-based enterprise development

Country	Forest area	Government agency in charge	Agency characteristics	Cooperation with AFoCO
Philippines	24.11% (7.1 million ha)	Department of Environment and Natural Resources –Forest Management Bureau	Subsidiary of the Department of Environment and Natural Resources	<p>One restoration and reforestation project</p> <p>One R&amp;D project for climate-change adaptation</p> <p>One project for systemic management of forest-related disasters</p> <p>One projects for local livelihoods and community-based enterprise development</p>
Republic of Korea	62.6% (6.29 million ha)	Korea Forest Service		<p>Headquarters Agreement was signed (23 December 2020) and support necessary for the Secretariat's operations</p> <p>Contribute to AFoCO projects and fosters regional cooperation in forestry by sharing Korea's extensive experiences and transferring cutting-edge technologies</p>
Thailand	38.9% (16.39 million ha)	Ministry of Natural Resources and Environment –Royal Forest Department	Integrated with Ministry of Environment (2002–)	<p>Three restoration and reforestation projects</p> <p>Two R&amp;D projects for climate-change adaptation</p> <p>Three projects for local livelihoods and community-based enterprise development</p>
Timor-Leste	61.94% (0.9 million ha)	Ministry of Agriculture and Fisheries –Forestry, Coffee and Industrial Crops	Subsidiary of the Ministry of Agriculture and Fisheries	Two restoration and reforestation projects
Viet Nam	47.23% (14.6 million ha)	Ministry of Agriculture and Rural Development –Administration of Forestry	Ministries for agriculture, oceans and fisheries and forestry integrated → Ministry of Agriculture and Rural Development (1995–)	<p>Four restoration and reforestation projects</p> <p>Two R&amp;D projects for climate-change adaptation</p> <p>Two projects for systemic management of forest-related disasters</p> <p>Three projects for local livelihoods and community-based enterprise development</p>

Table A1.1 Summary of forestry environments of AFoCO Parties

## Annex 2. Member Countries' forest descriptions and rates of change

Country	Forest description	Reforestation / deforestation rate
Bhutan	<p>Climate zones: 1) southern sub-tropical foothills with high humidity and heavy rainfall; 2) central temperate valleys characterized by cool winters and hot summers with moderate rainfall; and 3) high alpine areas with cold winters and cool summers. Forest types: 1) sub-tropical; 2) warm broadleaved; 3) chir pine; 4) cool broadleaved; 5) evergreen oak; 6) blue pine; 7) spruce; 8) hemlock; 9) fir; 10) juniper-rhododendron scrubs; and 10) dry alpine scrubs. Cool broadleaved forests (26%) and warm broadleaved forests (18%) are the most common.</p> <p>Forest management:</p> <ol style="list-style-type: none"> <li>1. Protected Areas cover 51% of the country's total area and are comprised of 5 national parks, 4 wildlife sanctuaries, 1 strict nature reserve which are connected by 9 biological corridors. These areas are set aside for the conservation of biodiversity and integrated development for people residing within and around these areas.</li> <li>2. Community Forests are areas managed by local communities to meet their requirements for forest produce. As of December 2019, there were a total of 804 operational community forests covering an area of 40,000 ha throughout the country (FFF 2019).</li> <li>3. Forest Management Units are areas prescribed for the sustainable harvesting of timber for rural use and commercial purposes. There are 21 functional forest management units.</li> <li>4. Local Forest Management Areas are areas outside protected areas, community forests and forest management units and are managed under local forest management plans.</li> </ol>	From 2010 to 2020, Bhutan gained 2000 ha of forest cover (+0.07%)
Brunei Darussalam	<p>There are 7 types of forests – mixed dipeterocarpus; peat swamp; mangrove; freshwater swamp; montane; and 'kerangas' – of which mixed dipeterocarpus is predominant. Forest categories: 1) Protection Forests; 2) Production Forests; 3) Recreational Forests; 4) Conservation Forests; and 5) National Park. Primary designated management objectives can be classified as follows: 1) Production (138,000 ha); 2) Social Services (50,000 ha); 3) Conservation of biodiversity (28,000 ha); and 4) Protection of soil and water (18,000 ha). There are 19,000 ha of forest within protected areas, which accounts for 5% of forest area.</p>	Between 2000 and 2010, Brunei lost 1700 ha (-0.44%) of forest cover. From 2010 to 2020, forest cover was recorded as stable.
Cambodia	<p>The National Forest Sector Policy defines 'forest' as a unit of a natural ecosystem or plantation in the form of wetland, lowland and dry land covered by natural stands or plantation trees with a height from 5 m on an area of at least 0.5 ha with a canopy of more than 10%. Commodity plantations such as rubber, oil palm, teak, acacia and eucalyptus fall under the above criteria and are classified as forests. Cambodia's natural forests are mainly composed of mainly deciduous (17.65%) and evergreen (15.41%) forests.</p>	From 2010 to 2020, Cambodia lost 252,100 ha of forest cover (-2.68%)

Country	Forest description	Reforestation / deforestation rate
Indonesia	<p>The State Forest Area covers about 120.50 million ha or 64% of total land area, which includes primary, secondary and plantation forests and non-forest areas designated as Other Use Areas. In addition, 5.30 million ha of its territorial waters are designated as marine conservation areas under the Ministry of Environment and Forestry. These public forests and marine conservation areas are designated as Forest Areas and Marine Conservation Areas. As of December 2019, the total of these areas stands at 125.80 million ha. State Forest Area is categorized into three different functions: 1) Production Forest (68.80 million ha); 2) Protection Forest (29.60 million ha); and 3) Conservation Forest (22.10 million ha and an additional 5.30 million ha of marine conservation areas). Production Forest area consists of Permanent Production Forest, Limited Production Forest, and Convertible Production Forest. Conservation Forest area is categorized into Sanctuary Reserve Areas and Nature Conservation Areas. Sanctuary Reserve Area consists of Strict Nature Reserves and Wildlife Sanctuaries. Meanwhile, Nature Conservation areas consist of National Parks, Nature Recreation Parks, and Grand Forest Parks. These areas can be terrestrial or marine. Forest management is oriented towards multiple uses of both timber and non-timber forest products as well as environmental services.</p> <p>Indonesia has an extremely high level of biodiversity and endemism with 13 land-based ecosystems and six aquatic ecosystems, with 74 systems of vegetation types and an abundance of bird, reptile, amphibian, mammal, freshwater fish, invertebrate, arthropod and insect species.</p> <p>The Ministry of Environment and Forestry manages key national programs: 1) One Map Policy of 85 thematic maps; 2) Deforestation moratorium over 66.10 million ha of primary natural forest and peat land; 3) Peatland restoration with target 2.49 million ha and mangrove rehabilitation with target of 637,000 ha by 2024; 4) Advanced technologies in the National Forest Monitoring System; 5) Ratification of the ASEAN Agreement on Trans boundary Haze Pollution; 6) Promoting sustainable forest management practices; 7) Social Forestry Program with target of 12.7 million ha; 8) Strengthening biodiversity conservation and ecosystem management through increasing populations of 25 threatened species on the Red List; 9) Essential Ecosystem Areas outside of the Forest Area; 10) 1.02 million ha (so far) of new High Conservation Value Forest outside of the Forest Area; 11) Corridors connecting fragmented habitats to promote sustainable biodiversity; 12) Mandatory national system for certification of forest sustainability and a national chain of custody system which ensures the legality of timber.</p>	<p>From 2010 to 2020, Indonesia lost 752,600 ha of forest cover (-0.78%)</p>

Country	Forest description	Reforestation / deforestation rate
Kazakhstan	<p>Forests and woodland cover 5.0% of the total area of the country, with about 70% of all wooded land located in the south and southeast: mostly saxaul scrub forests important for fuelwood, stabilization of soil shade for livestock. The high mountain forests of the southeast and east (20% of area) have exceptionally high biodiversity and recreational values, as well as nut and fruit production. The forests play a key role in watershed protection. Birch and pine stands of the northern forest-steppe are fragmented in highly productive farmland, serving as major sources of fuelwood, habitat for wildlife and for recreation. The west and center regions are extremely arid and devoid of forests. Over 80% of the nation's timber stock is in the north and northeast, half of it in the fir and pine forests of the East Kazakhstan Oblast where the bulk of the country's commercial-scale harvesting is concentrated. All forests are protected and under long-term management plans. About 10% of all forests in Kazakhstan were created by forestry authorities during Soviet times for protection against wind erosion and sand drifts. In this regard, the forest fund category 'field and forest conservation' dominates 8.0 million ha or 58.3% of total wooded area. Coverage by protected areas of important sites for mountain biodiversity was 20% in 2020. 100% of Kazakhstan's forests are publicly owned. 25.2% is under the authority of the Forestry and Wildlife Committee, 74.2% is under the authority of Local Executive Bodies, and the remaining 6% is under the authority of road and railway organizations. The state forest fund's lands include those covered with forest and land which is not forested but designated for the needs of the forestry sector.</p>	<p>From 2010 to 2020, Kazakhstan gained 37,300 ha of forest cover (+1.15%)</p>
Kyrgyzstan	<p>Kyrgyzstan has four types of forest: 1) Spruce, in the western and central areas and the Fergana Valley; 2) Walnut-fruit in the south; 3) Juniper in various areas; and 4) Riverside ('tugai') forests. Forest cover is low, partly due to the difficult climatic and physical conditions in mountainous areas and partly due to pressures on forest. All forests are owned by the state. However, of the total area of forest and other wooded land, 900,000 ha are under the management of the State Agency for Environmental Protection and Forestry. Another 700,000 ha (outside the State Forest Fund) has not yet been transferred to any state organization: The Government of Kyrgyz Republic will decide to whom the management of this forest should be transferred, possibly to municipal organizations.</p>	<p>From 2010 to 2020, Kyrgyzstan gained 8600 ha of forest cover (+0.68%)</p>

Country	Forest description	Reforestation / deforestation rate
Lao PDR	<p>Lao PDR has one of the highest levels of forest cover in Southeast Asia and has experienced steady growth in coverage in recent decades. An estimated 80% of the population are heavily reliant on forests for their well-being. Forests cover a substantial part of the Mekong Basin in Lao PDR and the forests of the Greater Mekong are some of the most biologically diverse places on Earth. However, native forests are becoming increasingly fragmented. Sufficiently large breeding populations cannot be maintained and the danger of extinctions increases. Forest fragmentation also makes it easier for poachers and non-native species to enter, increases the chances of fires and leads to the accelerating rate of deforestation and loss of biodiversity. Illegal logging, which continues in all protected areas, and agricultural expansion are likely to continue to drive high rates of deforestation. Commercial plantations – such as eucalyptus or acacia – which are cultivated solely for wood products, pulp, paper or similar materials are usually harvested after 15 to 20 years, causing the release of carbon. However, when managed sustainably, commercial plantations can protect natural forests, provide employment for local communities and contribute to the national economy.</p>	<p>From 2010 to 2020, Lao PDR lost 34,500 ha of forest cover (-0.21%)</p>
Mongolia	<p>Of the country's forest land, 11,968 ha are fire-prone areas, 1241 ha are logged over and 9570 ha are pest affected. Only 12.4 million ha, or 7.85% of Mongolia, is covered by forests. Afforested areas and naturally regenerated areas account for 2305 ha, which shows the need to formulate and implement a new policy to reduce the degradation and loss of forest resources and restore and conserve forests.</p> <p>All forest resources in Mongolia are state property. The Ministry of Environment and Tourism is responsible for forest development and conservation, while 'aimag' (first-level administrative division (province)) and 'soum' (second-level administrative division (district)) administrations are responsible for forest management at local level.</p> <p>Mongolian forests can be divided into two types: 1) Northern boreal forests; and 2) Southern saxaul forests. Northern boreal forests, which form an ecological transition zone between the Siberian Taiga and the Central Asian Steppes, account for about 85% of the national forest estate across fourteen aimag. Southern saxaul forests are found in the southern Gobi Desert and desert steppe regions. Although they consist of scattered trees and are limited in growth and biomass, southern saxaul forests play an important role in stabilizing arid zone land and reducing desertification.</p>	<p>From 2010 to 2020, Mongolia lost 1100 ha of forest cover (-0.01%)</p>

Country	Forest description	Reforestation / deforestation rate
Myanmar	<p>Major forest types: 1) Mangroves; 2) Dry forests; 3) Deciduous dipterocarp; 4) Hill and temperate evergreen forests. Among these, mixed deciduous forests and hill and temperate evergreen forests are the major types, covering an area of 38.20% and 26.92%, respectively. Of total forest cover, closed forest accounted for an area of 12,260,000 ha and open forest for 16,284,000 ha. Under the management of the Forest Department, Myanmar's forest area is designated as 1) Reserved Forest; 2) Protected Public Forest; and 3) Protected Area. The combination of RF and PPF is termed the Permanent Forest Estate. RF has the best quality and highest commercial value but no harvesting rights are granted to the public. PPF gives the public some harvesting rights but has lower commercial value. PA aims to preserve diverse ecosystems and species' richness. As of August 2021, RF area covered 12,017,240.50 ha and PPF another 5,309,205.50 ha. The PFE (RF+PPF) is approximately about 17,326 446 ha, which is 25.61% of the national target in the 30-year National Forestry Master Plan. An estimated 4,121,496.25 ha of distinct forest ecosystems are preserved as PAs, which covers 6.09% of the national target in the National Forestry Master Plan. Of the total PAs, eight have been designated as ASEAN Heritage Parks, five are recognized as Ramsar Wetland sites, and 2 have been acknowledged as UNESCO Man and Biosphere Reserves.</p> <p>The government made efforts to stop deforestation through the National Forestry Master Plan, Myanmar Reforestation and Rehabilitation Programme and National REDD+ Strategy. The National Land Use Policy (2016) aims to promote sustainable land-use management, strengthen secure land tenure and protect customary land tenure rights of ethnic nationalities. In addition, the updated Nationally Determined Contributions in July 2021 set out the mitigation targets in the array of sectors and made a commitment to halt and reduce deforestation through promoting reforestation and rehabilitation, forest protection and conservation.</p>	From 2010 to 2020, Myanmar lost 289,700 ha of forest cover (-0.96)

Country	Forest description	Reforestation / deforestation rate
Philippines	<p>The Philippines's total land area of about 30 million ha is legally classified into two types: alienable and disposable land; and forestland. Of total forest cover, closed forest covers an area of 2.03 million ha, open forest has 4.68 million ha, and mangrove forest has 0.30 million hectares. There are several types of forest. Dipterocarp. Dipterocarp family is the predominating species, about 75% by volume. They thrive under a variety of conditions, from moist river bottoms to hilly and mountainous country, and make up the upper story in more or less pure stands. Molave. This forest is more open than dipterocarp. It occurs in regions where there are distinct wet and dry seasons, each of several months' duration. During the dry season, the vegetation is largely leafless but in the wet season it grows luxuriantly. Under certain local soil conditions during the dry season, there are places approaching desert-like conditions. On dry limestone ridges molave (<i>Vitex parviflora</i>) predominates. Pinus forests occur in the high mountainous regions of northern Luzon and Mindoro. The principal species is the benguet pine (<i>Pinus insularis</i>) while tapulau (<i>P. merkusii</i>), is found in the high mountains of Zambales and Mindoro. While the pines grow in practically pure stands, hardwoods are found in mixture with them in areas protected from fires, especially at lower elevations. Mangroves occur on tidal flats at the mouths of streams and on the shores of protected bays. The stand is composed mostly of about seven species of the Rhizophoraceae family. Beach. The frontal zone usually consists of a tangle of vegetation, of which pandan (<i>Pandanus tectorius</i>) forms a conspicuous part. The principal trees are 'talisai' (<i>Terminalia catappa</i>); 'dapdap' (<i>Erythrina variegata</i> var. <i>orientalis</i>); 'botong' (<i>Barringtonia asiatica</i>); 'palomaria' (<i>Calophyllum inophyllum</i>); 'agoho' (<i>Casuarina equisetifolia</i>); 'bani' (<i>Xylocarpus moluccensis</i>); and 'tawalis' (<i>Osbornia octodonta</i>). Mid-mountain and Mossy Type. Forests of this type, found on high and very rough mountainous regions, are essentially protection forests. As a rule, rainfall and humidity are high. Exposed to strong winds, the trees are mostly dwarfed and usually covered with mosses, liverworts, filmy ferns and epiphytic orchids.</p>	<p>From 2010 to 2020, the Philippines gained 34,900 ha of forest cover (+0.50%)</p>

Country	Forest description	Reforestation / deforestation rate
Republic of Korea	<p>The forest area of the Republic of Korea places it fourth among OECD countries after Finland, Sweden and Japan. As the designations of land use have changed through construction of roads, housing and industrial complexes, forests have been decreasing in area. Forests are categorized as national forests, public forests or private forests. National forests are increasing in area but the total area of private forests remains the largest at 4,152,000 ha. The estimated total areas of national and public forests stand at 1,653,000 ha and 482,000 ha, respectively. Forest growing stock was estimated to be 1.038 million m<sup>3</sup> in December 2020, an increase of 113 million m<sup>3</sup> (12.3%) compared to the end of 2015. The surge is attributed mainly to forest management measures conducted by the Korea Forest Service between the 1960s to early 1970s during the 1st and 2nd term of the national economic development plans. In terms of forest areas, coniferous forests accounted for the largest proportion as of 2020, but have been on a steady decline since 2003, and forest growing stock by type shows the distribution of coniferous forests with 424,604,000 m<sup>3</sup> (45.9%), broadleaved forests with 245,745,000 m<sup>3</sup> (26.6%), and mixed forests with 254,461,000 m<sup>3</sup> (27.5%). Forests provided an estimated USD 195 billion worth of public benefit in 2018, constituting about 11.7% of GDP. Aside from absorbing 6.4% of total GHG emissions in the country, the forests provide a myriad of other public benefits in terms of forest landscape, soil erosion prevention, forest recreation, watershed enhancement, water purification, oxygen generation, biodiversity conservation, landslide prevention, air quality improvement, and forest healing.</p>	<p>From 2010 to 2020, the Republic of Korea lost 10,000 ha of forest cover (-0.16%)</p>

Country	Forest description	Reforestation / deforestation rate
Thailand	<p>With forests covering nearly 32% of its total land area that are home to nearly 8% of all the world's plant species, Thailand is one of the most biodiverse and forest-resource rich countries in Southeast Asia. Encompassing 16.39 million ha, Thailand's forests are primarily evergreen and deciduous with mixed deciduous types covering 14.59% of the total forest area, the largest percentage among those that are prominent. Dry evergreen (4.30%), moist evergreen (3.68%), dry dipterocarp (3.67%), montane (3.38%) and mangrove (0.48%) are also notable. Though most forest areas are in the northern region (52.46%), they are located across the country: central (33.16%); south (24.33%); east (22.40%); and northeastern (15.03%). In 2019, Thailand reaffirmed the goal originally put forth in a 1985 policy declaration of maintaining at least 40% of the country's total area as forests and changed the goal to 25% conservation forests and 15% economic forests. Under the Paris Agreement, Thailand announced its intention to reduce emissions by 20% by 2030. These policies present significant challenges as Thailand pursues national goals toward sustainability of forest management. The Ministry of Natural Resource and Environment and three of its subsidiary organizations are responsible for the management of Thailand's forest sector. The Royal Forest Department manages reserved forests that are outside protected areas; the Department of National Park, Wildlife and Plant Conservation manages protected areas such as national parks, wildlife sanctuaries, arboretums and forest parks; while the Department of Marine and Coastal Resources has authority over mangrove forests outside protected areas. Thailand's forest management policy focuses on enhancing participation at local level while balancing the environmental, social and economic aspects of forest resources and the impact on ecosystem services. The government's approach includes collaboration with other Asian countries and other regions in pursuit of new knowledge toward sustainable forest management.</p>	<p>From 2010 to 2020, Thailand lost 20,000 ha of forest cover (-0.10%)</p>

Country	Forest description	Reforestation / deforestation rate
Timor-Leste	<p>Since 1990, there has been no planted forest, thus, naturally regenerating forest accounts for 100% of the forest area. Between 1990 and 2020, the country lost 42,000 ha of its forest cover. In addition, forest growing stock which recorded 96.31 million m<sup>3</sup> over bark in 1990 decreased to 92.11 million m<sup>3</sup> over bark in 2020. However, carbon stock in biomass has had no change from 90.24 tonnes/ha since 1990. According to the 2012 data for land use and land cover, forest land is divided into three types: 1) Sparse forest (37.7%); 2) Dense forest (21.2%); and 3) Very sparse forest (4.3%). Among them, there are negative trends showing a loss of dense forests and destruction of sparse forests primarily due to deforestation and illegal logging directly, and ineffective law enforcement indirectly. Also, watershed and land degradation, loss of soil fertility and biodiversity, and excessive runoff and soil erosion occur as farmers deforest to expand crop production areas and the pervasive demographic pressures and poverty in the country. The Ministry of Agriculture, Forestry and Fisheries is the main government department responsible for development forestry. The Directorate-General of Forestry, Coffee, and Industrial Plants is one of the Ministry's four general directorates and holds broad responsibilities for community forests, watershed management hydrographic, forest protection, forest plantation, development of protected natural areas and other aspects. The Strategic Development Plan 2011–2030 recognizes that the priority is to “increase social capital and improve the country's infrastructure, supported by an emphasis on strategies for management of natural resources and environmental care and protection.” The general objective of the national forest policy is sustainable management of forest resources and watersheds in order to provide environmental, social and economic benefits to the people of Timor-Leste. The specific objectives of the forest policy are 1) forest protection and management; 2) reforestation and soil restoration; 3) watershed conservation; 4) community and private participation in forestry; 5) private sector development; and 6) institutional development. In order to achieve the objectives, four major instruments are deployed: 1) forest and basin management instruments, 2) instruments for the use of forest products, 3) knowledge and information tools, 4) governance and legislative instruments.</p>	<p>From 2010 to 2020, Timor-Leste lost 1400 ha of forest cover (-0.15%)</p>

Country	Forest description	Reforestation / deforestation rate
Viet Nam	<p>According to the Ministry of Agriculture and Rural Development, 70% of the nation's forested area is classified as natural forests of different types (10,279,185 ha) and 30% is planted forest (4,398,030 ha). Viet Nam's forests are classified into three categories: 1) Special-use forest; 2) Protection forest; and 3) Production forest. As of 2020, 53.3% of the forested area was production forest (7,818,480 ha), 31.9% was protection forest (4,685,504 ha), and 14.8% was special-use forest, which includes national parks and other protected areas (2,173,231 ha). With regard to forest land allocation and usage rights, around 21.7% of the total forest area is allocated to individuals and households; 7.9% is allocated to village communities; 11.8% is allocated to economic organizations; 20% is under the management of commune authorities; and 35.5% is under state management boards for special use and protection forests. Nationwide, there are over 1.5 million rural households using forestry land and over 115,000 forestry households who devote most of their labor and obtain the major share of their incomes from forestry. According to the Viet Nam Forestry Development Strategy 2021–2030 and vision to 2050, forest cover will stabilize at 42–43%; the forestry sector will effectively contribute to achieving GHG reductions as committed in the NDC: by 2030, Viet Nam will have reduced its emissions by 9% with domestic resources and 27% with international support, of which, the forestry sector will have reduced 9.3 million tonnes of CO<sub>2</sub>e with domestic resources and this contribution of the forestry sector can be increased up to 21.2 million tonnes of CO<sub>2</sub>e with international support. To this end, Viet Nam will make use of domestic resources, along with cooperation and support of the international community, especially from the developed countries, in terms of finance and technology, through mechanisms under the Paris Agreement in order to achieve net-zero emissions by 2050. In the forestry sector, sustainable forest management, protection, development and utilization will be continuously concentrated and invested in order to increase carbon sequestration of forests and forest certification, significantly contributing to this commitment.</p>	<p>From 2010 to 2020, Viet Nam gained 125,500 ha of forest cover (+0.90%)</p>



**Asian Forest Cooperation Organization**

12F, SIMPAC Bldg., 52 Gukjegeumyung-ro  
Yeongdeungpo-gu, Seoul 07330, Republic of Korea

[www.afocosec.org](http://www.afocosec.org)